

# Cookie Flip

## Educational Aim

To use blending and / or automatic word recognition to match words to pictures.

## Story

The hungry beast has lost her word cookies again! They have all been jumbled up on the forest floor and need to be collected for her for her to munch.

## Resources provided

- 1 set of word cookie cards per team.

## Players

Teams of players, one team per table

## Playing time

5-10 minutes

## What do you have to do to set up?








- Print out and make the cards.
- Shuffle the cards and scatter them out on the table so all the pictures are face up.
- Turn over one of the scattered word cookie cards so the words are face up.

## Aim of the game

To be the first team to flip all their cards over, matching words to pictures

## How do you play?

- 1 All players on the team look at the words on the start card and try to find a picture card on the table that matches one of the words.
- 2 If they find a card that matches one of the words, they flip it over and place it on top of the start card so that new words are shown.
- 3 They keep matching and flipping cards until all the cards are used up.
- 4 The first team to flip over all their cards stand up and put their hands in the air: they are the winners.



TEACH YOUR  
MONSTER  
TO READ

[teachyourmonstertoread.com](http://teachyourmonstertoread.com)